

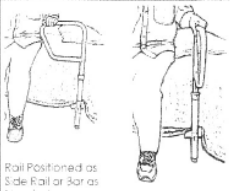
INDEPENDENT TRANSFER



cts _____
 Assessment Date: _____

T-104

ARCOR RAIL



Rail Positioned as Side Rail or Bar as Needed

cts _____
 Assessment Date: _____

TRANSFER POLE



cts _____
 Assessment Date: _____

T-11


SUPER TRANSFER POLE



cts _____
 Assessment Date: _____

T-87

INDEPENDENT TRANSFER



cts _____
 Assessment Date: _____

T-100

INDEPENDENT SCOOT



cts _____
 Assessment Date: _____

SLIDING BOARD



cts _____
 Assessment Date: _____


T-98

SUPERVISED or STANDBY TRANSFER



cts _____
 Assessment Date: _____

SUPERVISED TRANSFER



cts _____
 Assessment Date: _____

T-90C

SLIDING BOARD



cts _____
 Date _____
 Assessment Date _____

T-95B

MINIMUM ASSIST



Transfer Belt

cts _____
 Assessment Date: _____

T-105B

E-Z TURN-1



cts _____
 Assessment Date: _____

T-102

SAMHALL TURNER - 1



cts _____
 Assessment Date: _____

T-104B

STEADY STAND & SIT



cts _____
 Assessment Date: _____

2 PERSON WALKING TRANSFER



Transfer belt

cts _____
 Assessment Date: _____

T-109VB

Please note that for the 1 Person Minimum Assist & 2 Person Minimum Assist it shows the hand being held. This can be used in a pinch, if person is coming off a chair with no arms or a bed. It is to provide some balance but person is not to be encouraged to press down on the assistant's hand. It is far better to have the person put their hands on armrest(s), ARCOR Rail, Floor to Ceiling Pole, or their own thighs to assist to stand and then use a cane or a walker for walking.