







## WRHA HOME CARE SIT-STAND LIFTS- MODELS AND SIZING GUIDE

Program Consultant will assist in choosing model based on stock levels at time of order.  
 Waist circumference should be used to choose sling size.  
**Small 24-34 Inches or 61-86cms.**  
**Medium 30-43 Inches or 76-109 cms.**  
**Large 34-49 Inches or 86-124cms.**  
**X-large 42-63 Inches or 107-160 cms.**

						
	<b>BHM Mini-stand</b>	<b>Arjo Sara Lite</b>	<b>BHM Ergostand</b>	<b>Arjo Sara Flex</b>	<b>Hoyer Ascend</b>	<b>Hoyer Journey</b>
Vendor	HomEquip	HomEquip	HomEquip	HomEquip	Materials Distribution Agency	Materials Distribution Agency
Lifting capacity	350 lbs/160 kg.	385 lbs/175 kg.	400 lbs/181.5 kg	440 lbs/200 kg.	375lbs/170 kgs.	341lbs/155 kg.
Weight of lift	93 lbs/42.3 kg	130 lbs/59 kg	90 lbs/40.8 kgs.	137 lbs/62.14	103.6 lbs/47 kgs.	88.6lbs/37.4 kg.
Length	40"	40.5"		27"	51"	36.8"
External width, legs closed	27.6"/70 cm	25 1/8"/64 cm	24"/61 cm	25 1/4"/64 cm	24.8"/63 cm	27.0"/685 mm
External width, legs open	43.3"/110 cm	32.25"/82 cm	42.5"/108 cm	35"/89 cm	39.1"/99.5cm	38.2"/970 mm
Turning diameter	32.7"/83 cm	34.6"/88cm		52"/132cm	51.9"/132 cm	45.1"/1145 mm
Calf Strap	Yes	Yes	No	Yes	Yes	No
Batteries	Plugs in when not in use	Taken out and put on charger	Plugs in when not in use	Taken out and put on charger	Taken out and put on charger	Taken out and put on charger
Leg Opening	Foot pedal	Remote	Remote	Remote	Remote	Remote
Lifting Height	43"-62"	40.5"-64"	20.5"	39"-60"	48.4"-66.5"	60.2"/1530 mm
Distance of footplate from floor	2.5"		less than 2"	1"		
Is footplate removeable	Yes	No	No	No	Yes	Yes
Sling	Loop	Clip	Loop	Clip	Loops	Loops
Other	Emergency stop button. Cannot use the lift while it is charging. Battery alarm will go off when battery is low. Battery indicator light.	Displays remaining power and an alarm will sound when the battery needs charging. Emergency stop button.	4" taller than BHM. No emergency lower feature and no battery indicator light but has alarm.	Will beep when battery is getting too low.	Alternative transport sling option. Foot lever on one caster to prevent swiveling when pushing. Emergency lowering lever and stop button Battery light indicator and alarm.	Height adjustable kneepad, foldable, 3 height options for hand holds

\* Home Care also has a few Sabina lifts